



Size Sequencing



Number Practice

one	1	1	1
two	2	2	2
three	3	3	3
	4	4	4
	5	5	5
	6	6	6
	7	7	7
	8	8	8
	9	9	9
	10	10	10

Name the Object

Draw a line to match the object to the correct name.

• Pumpkin

Identify Clip Cards

Use the clip cards to add a clip to match the beginning sound for

O	B
B	P
T	

A C E

S T U

M

a B b

G g H h I

FALL ANIMALS

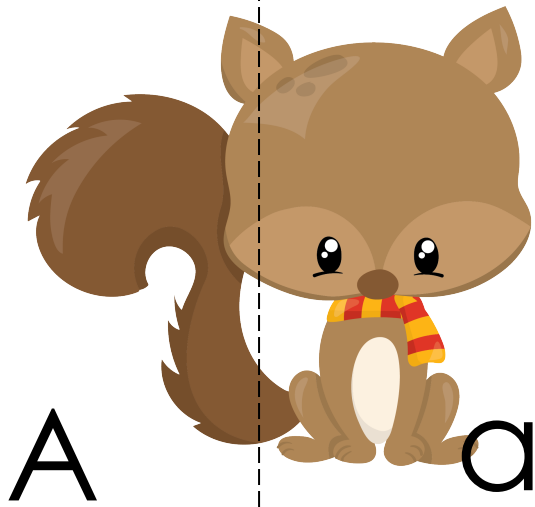
PREK-K ACTIVITY PACK

Thank you for downloading this printable pack from AmazingMess.com. I am happy to provide these for you free of charge. I just ask a few things in return. If you would like to share the file, please direct people to the blog post to do so and give proper credit when sharing about the file.

Please do not link directly to the PDF file or remove my copyright. Please do not mass email the PDF file or upload it to any site without permission (including on social media).

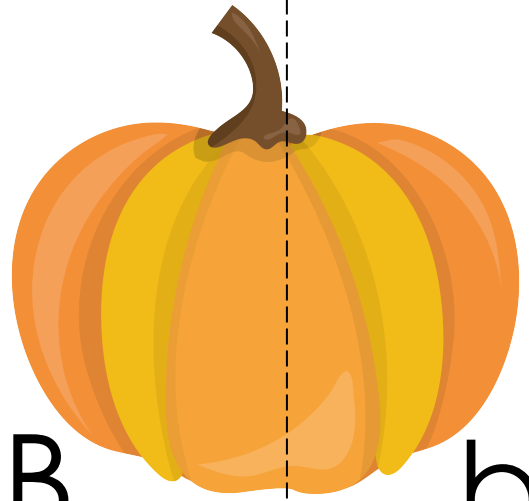
This file is for your personal family use only. Please email me at [motherhoodondime@gmail . com](mailto:motherhoodondime@gmail.com) for any questions regarding fair use or copyright.

Fonts and art were selected from:
PicMonkey



A

a




B

b



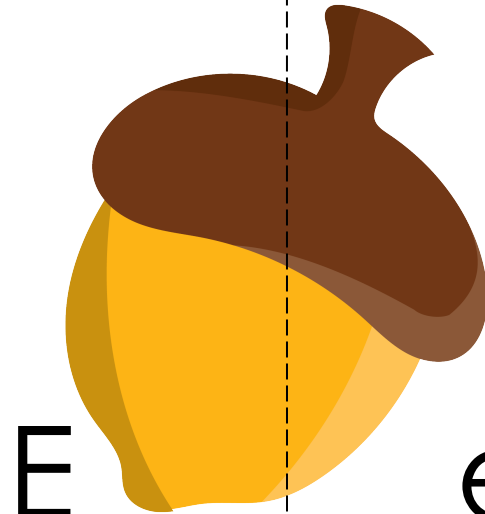
C

c




D

d



E

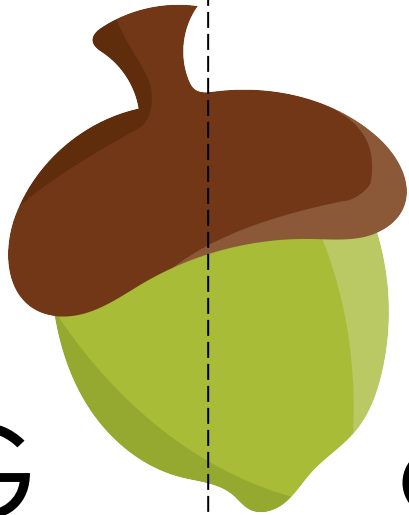
e



F


f

G



g

H



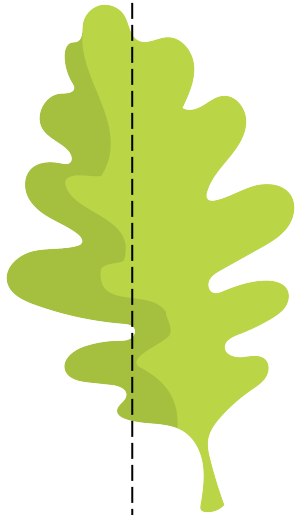
h

I



i

J




j

K




k

L

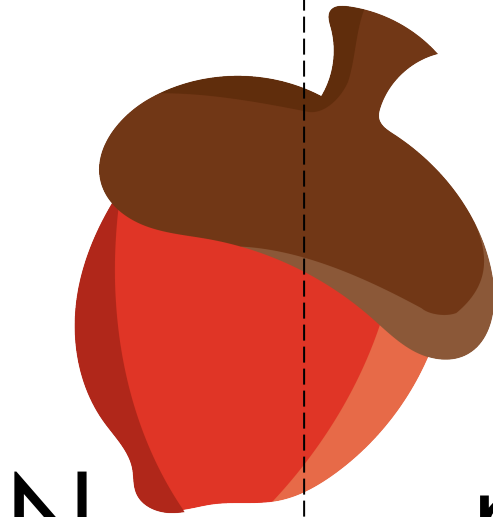


l



M

m



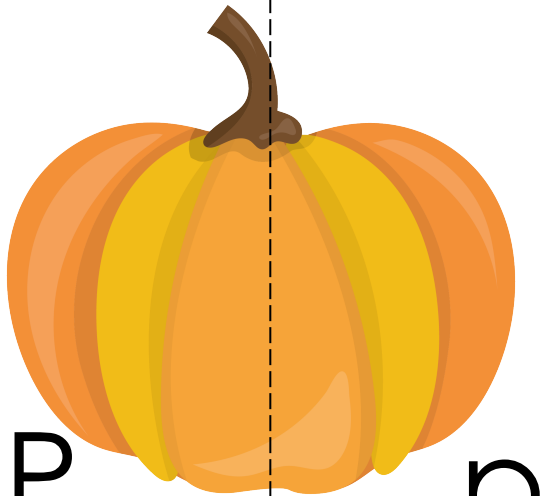
N

n



O

o



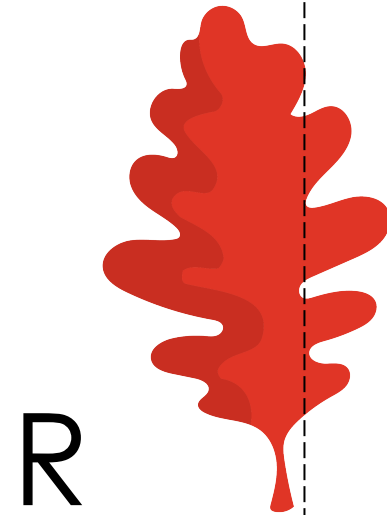
P

p



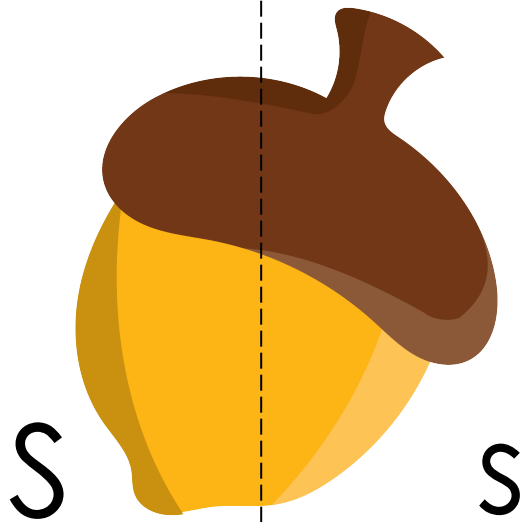
Q

q




R

r



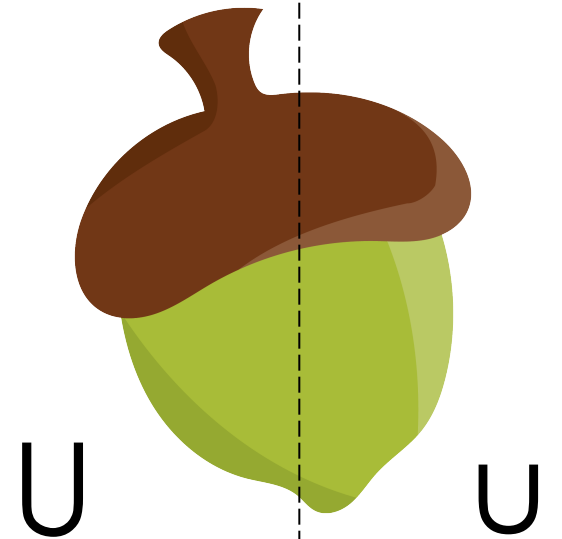
S

s




T

t



U

u



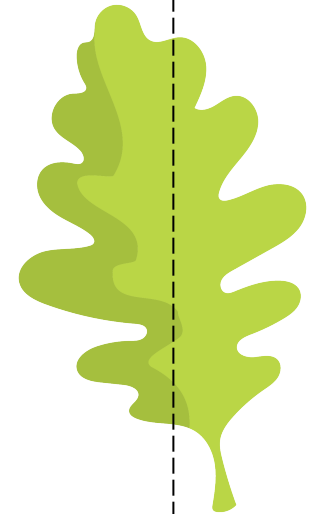
V

v




W

w




X

x



Beginning Sounds Clip Cards

Print and laminate (for durability) before cutting apart. Ask your child to add a clothespin to mark the beginning sound for each word.

								
P	E	M	T	O	B	B	P	T
								
H	F	M	S	D	W	F	G	A

Name the Object

Draw a line to match the object to the correct name.



• Pumpkin



• Acorn



• Bear



• Squirrel

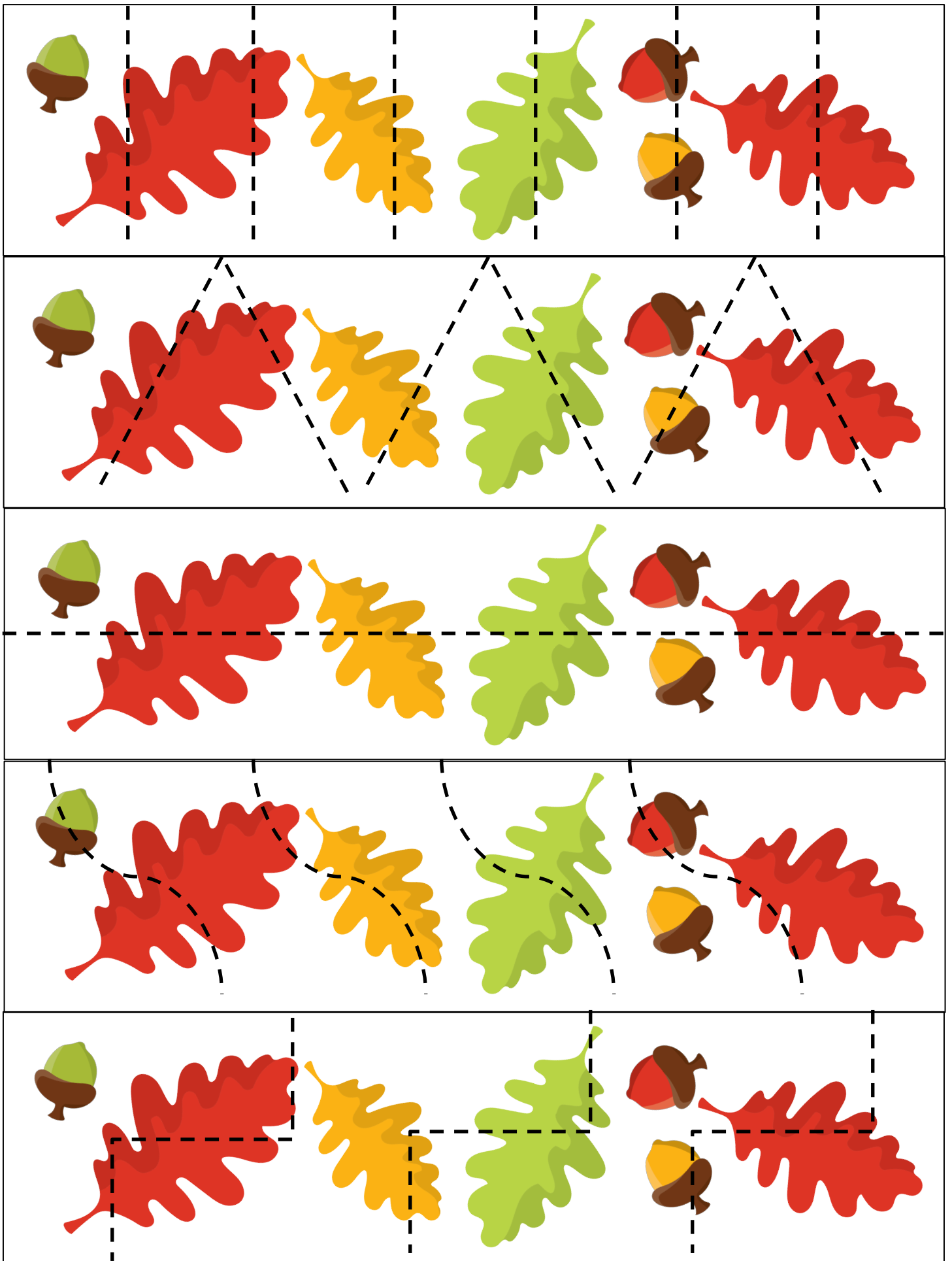


• Fox




• Owl

Scissor Practice - Cut apart at dark lines. Ask child to cut on dashed lines.






A		C		E		G	
	I	J			M		
		P	Q			T	U
		W				Z	








Find the missing letters.

Number Practice



	one	
	two	2 2 2
	three	3 3 3
	four	4 4 4
	five	5 5 5


Number Practice



	six	6 6 6
	seven	7 7 7
	eight	8 8 8
	nine	9 9 9
	ten	10 10 10


Shadow Matching

Cut cards apart. Ask children to match the shadow to the object.









Size Sequencing



Size Sequencing

